



# SEJONG UNIVERSITY

update : 2025.02.07.

**Please read the entire Guideline carefully and follow the checklist as provided.**

For more details and information, please contact the Office of international Affairs (OIA)

Tel : +82-2-3408-3659, E-mail : [exchange@sejong.ac.kr](mailto:exchange@sejong.ac.kr)

## Checklist

### Step 1 Online application

Fill out the online application form and submit all the materials required.

- \* An overseas health insurance plan must cover medical treatments and accidents during your stay in Korea.

### Step 2 Visa

Apply for a D-2 VISA at the Korean Embassy (Consulate) in your home country.

You will be required to submit the Certificate of Admission & Business Registration Certificate from Sejong University.

(Those will be sent to you via e-mail and express mail).

You may also be required to submit a Letter of Financial Sponsorship and other documents with your application as required by the embassy(consulate).

### Step 3 Course Registration

Upon receiving a follow-up email regarding course registration from Sejong University, select the courses you wish to take and send your registration request to the Office of International Affairs at Sejong University.

- \* Courses become full very quickly, so the earlier you apply the better chance you will have registering the courses you wish to take.

## Contact

Name	Title	Contact
YUNA JANG	International Inbound Coordinator	yunajang@sejong.ac.kr Tel: +82-2-3408-4404
International Office	If you are an exchange student (or candidate), please contact <a href="mailto:exchange@sejong.ac.kr">exchange@sejong.ac.kr</a> for general inquiries.	exchange@sejong.ac.kr Tel: +82-2-3408-3659

# CONTENTS

## 01 Application Procedure 3

- Important Dates (Tentative)
- Required Documents (Scanned Copy) / Required Documents (Original Copy)

## 02 Academic Information 4

- Academic Calendar
- Course Offerings
- Registration Guide
- A course taught in English last semester.

## 03 Pre-Departure Information 7

- Finding your way to Sejong University.
  - Airport Bus
  - Taxi
  - Train / Subway
  - Using Naver Maps
- About Life
  - Currency Exchange
  - Personal Spending Money
  - Personal Computers
  - Mobile SIM cards

## 04 VISA/Post-Arrival Information 11

- Student VISA (D-2)
- Orientation
- After Arrival
- Student Identification Card

## 05 National Health Insurance 13

- Insurance Benefits
- Monthly Installment
- Enrollment Procedure

## 06 Accommodation and etc. 15

- Living on Campus
- Dormitory
- Sejong on YouTube

## App. FAQ & Photos 20

## 01 Application Procedure

The required materials, such as academic transcript, certificate of enrollment, valid passport copy, and overseas insurance must be submitted through the online application system. Link to the online application website will be provided after student nomination.

**Online application will be notified by e-mail during the application period.**

### A Important Dates (Tentative)

Step	What to do	By when
1	Nomination (Nominations must be done by a staff member via google form)	– Mar 28, 2025
2	Student Application Submission	May 09, 2025
3	Application Result Announcement	May, 2025
4	Receive Certificate of Admission Package	Jun, 2025
5	Apply for VISA	Jun 2024 – Jul 2025
6	Receive VISA and Book flight ticket	Jul 2025 – Aug 2025
7	Arrival(Incheon Intl Airport)/Dorm Entry (Official arrival date for exchange students)	Aug 20, 2025 (Schedule may change)
8	Student Orientation	Aug 28, 2025
9	Start of 2025 Spring Semester	Sep 01, 2025
10	Group Alien Registration	Sep 2025 (To be Announced)
11	End of 2025 Fall Semester	Dec 19, 2025

**\*\* Important!: VISA Application must be done in your home country.**

### B Required Documents

#### 1. Required Documents

No.	Documents	Submitted Format
1	<b>Copy of Applicant's Passport</b> ※ Photocopy your passport as A4-sized and submit the copy as a whole. Do not cut out the marginal spaces ※ If you re-issue your passport after submission, please make sure to submit the updated passport to us	To be submitted digitally on online application website
2	<b>Official Transcript from Applicant's Home University(English)</b> ※ Unofficial transcript is not acceptable	To be submitted digitally on online application website
3	<b>Certificate of Enrollment(English)</b> ※ This document is to be issued from your home university indicating your current status as enrolled student • Applicants from universities Other than China – <b>Certificate of Enrollment with Korean Consulate Certification or Apostille</b> • Applicants from universities in China – CHSI certificate for University in English(Website: www.chsi.com.cn)	To be submitted digitally on online application website, <b>original copy to be submitted in person at Sejong University</b>

No.	Documents	Submitted Format
4	<b>Overseas Travel Insurance Certificate(English)</b> ※ The Insurance must cover the following Expenses. \$100,000 Medical Expense by Accident (Outside of Home Country) \$50,000 Medical Expense by Disease (Outside of Home Country) \$25,000 Medical Evacuation Coverage \$25,000 Repatriation of Remains Coverage	To be submitted digitally on online application website
5	<b>Applicant's Verification of Deposit(VOD)(English)</b> ※ Exchange students studying for 1 semester: <b>6,000,000KRW</b> ※ Exchange students studying for 2 semesters: <b>12,000,000KRW</b> ※ Must be issued within a month of application ※ The statement must be under the applicants name, but only parents are considered as an exception when inevitable ※ Unable to replace it with bank note copy, transaction statement, and two or more certificates of numerous bank account numbers	To be submitted digitally on online application website, <b>original copy to be submitted in person at Sejong University</b>
6	<b>An official document that shows the parent-child relationship(if applicable)</b> ※ This is only relevant for those submitting VOD in their parents' names ※ Chinese applicants should submit both family registration document and HOKUBU(must be notarized) ※ For countries with no such documents, you can submit other official government-issued document such as your official birth certificate with your parents' nationality in it.	To be submitted digitally on online application website

※ All documents must be issued within 2 months from the application date.

## 2. Required Documents(Students of OECD nationalities)

No.	Documents	Submitted Format
1	<b>Copy of Applicant's Passport</b> ※ Photocopy your passport as A4-sized and submit the copy as a whole. Do not cut out the marginal spaces ※ If you re-issue your passport after submission, please make sure to submit the updated passport to us	To be submitted digitally on online application website
2	<b>Official Transcript from Applicant's Home University(English)</b> ※ Unofficial transcript is not acceptable	To be submitted digitally on online application website
3	<b>Certificate of Enrollment(English)</b> ※ This document is to be issued from your home university indicating your current status as enrolled student	To be submitted digitally on online application website
4	<b>Overseas Travel Insurance Certificate(English)</b> ※ The Insurance must cover the following Expenses. \$100,000 Medical Expense by Accident (Outside of Home Country) \$50,000 Medical Expense by Disease (Outside of Home Country) \$25,000 Medical Evacuation Coverage \$25,000 Repatriation of Remains Coverage	To be submitted digitally on online application website

※ All documents must be issued within 2 months from the application date.

## C Online Application

1. Online Application Webpage: <https://sos.sejong.ac.kr/eng/index/do>
2. How to apply: Homepage > Exchange Program > Apply Now

## 02 Academic Information

### 2025 Academics Calendar

Year	Month	Date	Schedule
2025	1	-	2025 Fall Transcripts Available
	2	11 - 14 19 - 3.7 28	Course Registration for Spring Semester Dormitory Entry Exchange Student Orientation
	3	04 05 - 10 26 - 28	Spring Semester Begins Final Course Registration (Final Course Add/Drop) Course Withdrawal Period
	4	22 - 28	Midterm Examination Period
	5	02 04 - 09 05 06	Sejong University Foundation Day Spring Semester Midterm Examination Grades Check Children's day & Buddah's Birthday(National Holiday) Substitute Holiday for Children's day & Buddah's Birthday
	6	06 09 - 30 17 - 23 24 29 - 7.3	Memorial Day Spring Semester Course Evaluation Final Examination Period Summer Vacation Begins / Summer Session Begins Spring Semester Final Examination Grades Check
	7	(TBA)	2025 Spring Transcripts Available
	8	11 - 18 20 - 9.5(TBA) 28(TBA)	Course Registration for Fall Semester Dormitory Entry Exchange Student Orientation
	9	01 02 - 05 22 - 24	Fall Semester Begins Final Course Registration (Final Course Add/Drop) Course Withdrawal Period
	10	03 06 - 08 09 20 - 24 29 - 11.2	National Foundation day of Korea Chuseok Holiday Hangeul Proclamation Day Midterm Examination Period Fall Semester Midterm Examination Grades Check
	12	08 - 31 15 - 19 22 27 - 31	Fall Semester Course Evaluation Final Examination Period Winter Vacation / Winter Session Begins Fall Semester Final Examination Grades Check
	2026	1	(TBA)
2		(TBA) (TBA) (TBA)	Course Registration for 2026 Spring Semester Dormitory Entry Exchange Student Orientation

\* Holiday : May 5(Children's Day), May 5(Foundation Day), June 6(Memorial Day), October 06~08(Chuseok),  
October 3(National foundation day of Korea), October 9(Hangeul proclamation day)

## A Course Offerings

Most of the courses provided at Sejong University (courses taught in English as well as regular courses taught in Korean) are open to exchange students.

1. All exchange students should work closely with their advisor from their home institution to ensure that the courses taken at Sejong University are approved for credit transfer.
2. Exchange students will be fully enrolled in each course they take and will be held to the same requirements and grading system as full time Sejong University students. Therefore, students are advised to select the appropriate level of courses. Students may receive an official transcript from Sejong University upon the successful completion of their program. (The transcripts may be given to the students directly or be sent via e-mail or express mail.)
3. Course selection is done through a first-come-first-served system through the online form provided to the students via e-mail.

## B Registration Guide

1. Course Offerings Announcement  
Course offerings will be announced about a month prior to the beginning of each semester. (Late January or start of February for the Spring semester, and late July or start of August for the Fall semester.)
2. Course Registration Process
  - 2-1. The university will support individual students to register their courses manually during Preliminary Course Selection period.
  - 2-2. Courses will be added through first-come-first-serve system as each courses have limited slots for student registration. Students will not be able to add courses if the slots in the specific course are full.
  - 2-3. Detailed information regarding Student's ID number, course list and course registration process will be informed one month prior to the start of each semester.
3. Course Registration (Preliminary Course Selection Period)  
Courses can be added during the "Preliminary Course Selection Period" at the beginning of each semester by submitting online "Preliminary Course Registration Form".
4. Final Course Selection Period (Course Add & Drop Period)  
Students may change their registered courses during the 'Final Course Selection Period (Course Add & Drop Period)' which is usually on the 1st week at the beginning of each semester.

**C (Example) A course taught in English last semester.**

1. Please refer to the attached spreadsheet.
  2. The course offerings and schedule 2024 Spring semester will be available about a month before the beginning of the semester.
- ※ Courses offered in English change every semester.

**D World University Rankings**

- 396th in 2025 QS World University Rankings
- 201–250th in the 2025 THE World University Rankings (9th in Korea)
- 1<sup>st</sup> in Korea (2024 Leiden World University Rankings)
- 1<sup>st</sup> in Korea and 43rd in 2025 QS WUR by subject in Hospitality/Tourism

**E Course & Credits**

1. Grading system: Equivalence with ECTS and U.S. Grades, 0.6 credit = 1 ECTS  
[http://www.sejong.ac.kr/unilife/score\\_04.html](http://www.sejong.ac.kr/unilife/score_04.html)
2. Courses offering: Course offerings will be announced about a month before each semester begins
3. Course Syllabus: <https://sjpt.sejong.ac.kr/app/ext/SueOpenTimeQEng.jsp>

**F Korean Language Program**

1. Korean Language Program is a non-credit program that students can apply for if they wish to take intense Korean language classes.
2. The Korean Language Program consists of four semesters throughout the year; Spring, Summer, Fall and Winter.
3. Students are to pay full tuition: 1,600,000/per semester.
4. If students wish to apply for the Korean Language Program, please submit your answer during the online exchange program application.
5. Link to Center of International Education: <https://ili.sejong.ac.kr/index.do>



## 03 Pre-Departure Information

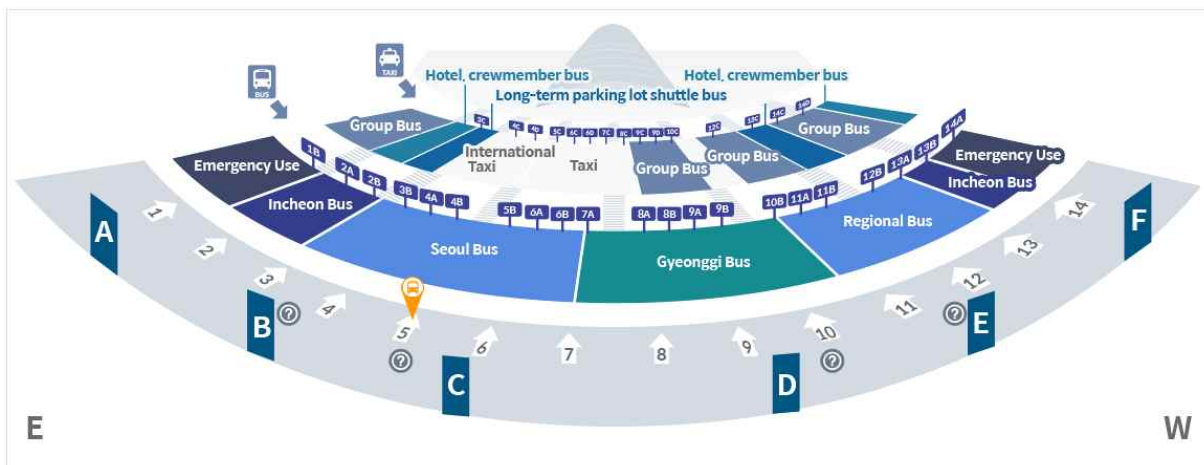
### 3.1 Finding your way to Sejong University.

Address : <https://en.sejong.ac.kr/eng/Direction.do>

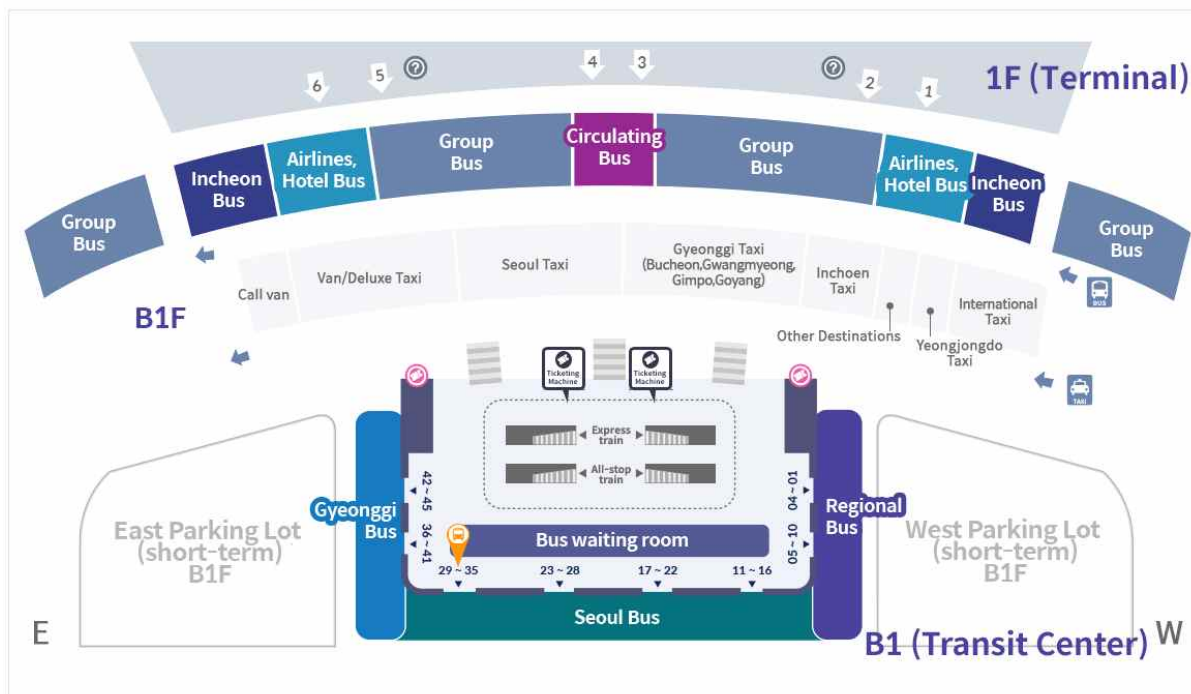
#### A Airport Bus

1. Bus Number: 6013
2. Fare: 16,000 KRW
3. Bus ticket can be purchased outside of the arrival gates. The bus departs from platform No. 5 at terminal 1 and No. 31 at terminal 2 (refer to image below). Inform the bus driver your destination : Children's Grand Park / Sejong University

Terminal 1 Bus stop location (1Floor No. 5)



Terminal 2 Bus stop location (Transportation center Basement 1 No. 31)



## B Taxi

A taxi ride from the airport to Sejong University can cost between 80,000 KRW to 100,000 KRW.

## C Train / Subway

Although this could be an option, we do not recommend students coming to the campus using this option. It tends to be very confusing and time-consuming, especially to those who are new to South Korea.

Subway Station closest to Sejong University is Children’s Grand Park.

Link to the subway map of Seoul :

<http://www.seoulmetro.co.kr/en/cyberStation.do?menuIdx=337>

## D Using Naver Maps

1. Download (Keyword : naver map)

Android : <https://play.google.com/store/apps/details?id=com.nhn.android.nmap>

IOS : <https://apps.apple.com/kr/app/id311867728>

2. How to set the language

For Naver Map v 5.1.3 or higher: Click on the top left side menu button(☰) > go to 설정(Settings) > and change the 언어(Language Settings).

For your reference, your Android OS/iOS must be Android OS 5.0/iOS 11 or higher to install Naver Map v 5.0. or higher.

## 3.2 About Life

### A Immigration Guidelines (Incheon Airport)



Link : [https://www.airport.kr/ap\\_cnt/en/svc/covid19/quaranti/quarantine.do](https://www.airport.kr/ap_cnt/en/svc/covid19/quaranti/quarantine.do)

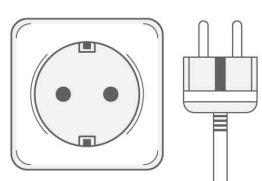
## **B** Currency Exchange

The National currency of South Korea is called ‘Won’ (KRW). This is the only currency accepted in commercial transactions. We have found that currency exchange rates in South Korea tend to be lower than those outside of the country. Banks with currency exchange desks are plentiful in Seoul; Sejong University has a bank on campus where students are able to exchange their international currency into KRW. You need your passport and visa for all such transactions.

## **C** Personal Spending Money

We recommend that students have 500,000 to 700,000 KRW (approximately 600 US dollars) available per month for personal expenses. In general, prices in Seoul are comparable to those in North America, Australia, and the U.K. Students are responsible for all meal costs. International ATMs are available on the campus, but they dispense only KRW.

## **D** Personal Computers



Students have the option of bringing their own personal computers, though they do so at their own risk of theft or damage during their travel. The electrical voltage in South Korea is 220V, with a two-pronged plug; students are to provide their own electrical adapters.

The International Student Dormitory has Internet LAN line service available, though students must provide their own cord. Our campus is equipped with Wi-Fi service, but computers purchased outside of South Korea tend not to be able to connect to this system; therefore, we strongly recommend the use of the LAN service with a cord.

## **E** Mobile SIM cards

Free Wi-Fi is provided in all the buildings within the Sejong University campus. However, we highly recommend you to purchase SIM card before your arrival. You purchase a SIM card online beforehand and pick it up at the airport, or you can purchase it directly after you arrive at the airport. Sejong University will require your mobile number at the beginning of the semester.

Online purchase (pick up at airport terminal)  
There’s a variety of SIM card providers online. We have found a blogpost that might help you with purchasing the best pre-paid SIM card plan that suits your requirements. (Link to blog [CLICK HERE](#))

Link : <https://blog.trazy.com/survival-tip-all-about-sim-card-prepaid-sim-card-for-foreigners/>

After you purchase your SIM card online, you can choose the pick-up point. (Terminal 1 or 2). Before you select the terminal number, please check the terminal that you land on. (Terminal 1 and 2 is far away)

\*\*Before you depart from your home country, make sure your mobile / smartphone is not country locked. (Smartphones purchased outside of Korea may be country locked. This can only be unlocked at the country of purchase)

**04 VISA / Post-Arrival Information.**

**A Student VISA (D-2)**

1. In order to study in South Korea, you will need a student visa (type: D-2-6), which must be obtained from the Korean Embassy or Consulate abroad.
2. Sejong University will issue the Certificate of Admission, which is one of the required documents for visa application at the Korean Embassy or Consulate in your country.
3. You will also need to present a valid passport, evidence of financial support and any other documents required by the embassy or consulate.
4. Student VISA must be applied in your home country.

(Please check with the Korean Embassy or Consulate in your country to determine what documents are required for D-2 visa application.)

**B Orientation**

Offline orientation is planned to proceed before the start of the new semester. We will inform you its information by email. All the important announcements will be directed by email. So please make sure to submit correct email address on your application. Also, please check your email regularly to not to miss out on any important notices. Moreover, we have found that some university emails block [exchange@sejong.ac.kr](mailto:exchange@sejong.ac.kr) through its own spam blocking system. Please be sure to include [exchange@sejong.ac.kr](mailto:exchange@sejong.ac.kr) on your whitelist. If you are not able to receive emails from [exchange@sejong.ac.kr](mailto:exchange@sejong.ac.kr), you can change your email address during your application.

**C After Arrival**



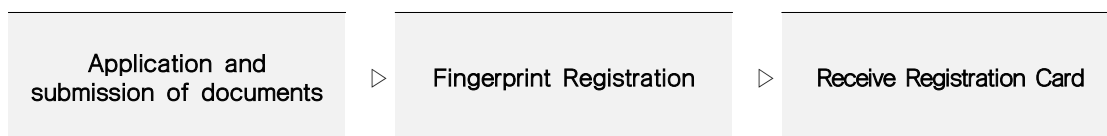
Within 90 days of your arrival in South Korea, you must apply for a Alien Registration Card (ARC) at the Immigration Office. Sejong University offers group registration, so students don't need to travel far to the immigration office. Immigration officers will visit Sejong for the application and fingerprint registration. This procedure will be guided at the beginning of the semester.

\*\* Fail to complete Alien Registration on time may result in compulsory eviction from the Republic of Korea, subject to imprisonment for up to one year or fines of up to 10 million won (Article 46 Paragraph 1 Subparagraph 12 and Article 95 Subparagraph 7 of the Immigration Act. This would be the one of most important thing you have to do after your arrival, so please carefully check your email when there is notification for Alien Registration.

The required documents include :

1. Application form
- 2 photos (3x4cm, white background only)
3. Passport and Passport Copy
4. Korean Visa
5. Certificate of Enrollment (printable on B1 floor of Student Union Building)
6. Proof of Residence (issued by the Dormitory Department)
7. Application fee (55,000 KRW)

The Alien Registration Card will be used under a variety of circumstances during your stay in Korea. Many places with an age restriction will ask to see your ARC.




- \* Students who are to apply on their own, must make reservation to visit the immigration office in advance and proceed with the application.
- \* Students cannot travel outside of Korea before alien registration number has been issued. If students choose to leave Korea before completing the registration, student visa will be terminated, and will lose the eligibility to study in Korea and Sejong as exchange students.

Online ARC Info : <https://www.hikorea.go.kr/Main.pt>

## D Student Identification Card

1. Sejong University offers digital Student ID only on Sejong University app.  
The card provides daily access to the university library, university computer lab and other Sejong University facilities.
2. Students who wish to make the physical ID card, must apply on their own at Kookmin Bank located next to the university.  
You must submit a photo (3x4cm), and your registration card to apply.  
Kookmin Bank business hours : Mon – Fri : 9:30 am ~ 15:30pm
3. How to access Student ID:

	<p>Key word : sejong university          Login ID : Student ID          Login PW : Date of Birth (YYYYMMDD)</p> <p>Android :  <a href="https://play.google.com/store/apps/details?id=kr.ac.sejong.smartcampus&amp;hl=en">https://play.google.com/store/apps/details?id=kr.ac.sejong.smartcampus&amp;hl=en</a></p> <p>iOS :  <a href="https://apps.apple.com/us/app/%EC%84%B8%EC%A2%85%EB%8C%80%ED%95%99%EA%B5%90-%ED%86%B5%ED%95%A9-%EB%AA%A8%EB%B0%94%EC%9D%BC-%EC%95%B1/id1465703023">https://apps.apple.com/us/app/%EC%84%B8%EC%A2%85%EB%8C%80%ED%95%99%EA%B5%90-%ED%86%B5%ED%95%A9-%EB%AA%A8%EB%B0%94%EC%9D%BC-%EC%95%B1/id1465703023</a></p>
--	---

## 05 National Health Insurance

International students staying in Korea are subject to a mandatory subscription to National health insurance as of March 1st, 2021

Guide : [Link](#)

### A Insurance Benefits

- (Same benefits as Korean citizens) Various benefits are available, including dental and oriental medical treatment, health checkups, pregnancy and childbirth-related medical expenses (National Haengbok Card)
  - ※ The health insurance is inapplicable to non-covered items, such as treatment for diseases that do not affect work or daily life (example: plastic surgery).
- (Co-payment Rate) People who receive the medical care benefits pay part of the medical expenses as below;
  - Outpatient Medical Services : 30%–60% of the NHI, covering expenses (varies by medical care institution type and area)
  - Hospitalization Expenses : 20%
- (General Health Checkups) For office worker, general health checkups are available biannually depending on your year of birth(Annually for non-office worker).  
For example, those born in an odd year can receive a general health checkup in 2021.

### B Monthly Installment


- Monthly installment for international students for 2024: 150,990KRW
- (Due Date) Installment for each month is due by the 25th of the previous month (prepayment)
- Installment for April 2021 → payable by March 25, 2021 (billed around the 10th of each month)
- Payment Method: Automatic transfer (from your bank account or credit card), website, NHIS branch office, bank
- You can apply for electronic billing, Automatic Transfer or Registering a Refund Account by calling or visiting the website of NHIS branch office.

### C Enrollment Procedure

- No action is required from students, as they are automatically subscribed to health insurance by the NHIS.
- An NHI Card and Subscription Guide are sent to your residential address in Korea.
- Nevertheless, if you are equivalent to the following cases, you must visit the nearest NHIS branch office. (Visit the designated NHIS Center for Foreign Residents having jurisdiction over your residential address if you reside in Seoul, Gyeonggi do, or Incheon)



- Wish to pay contributions for your family as a group (including your spouse and minor children);
  - Are an overseas Korean or international student (F-4 Visa holder) studying in Korea
  - Wish to report changes, such as the place of residence, passport number, or visa.
4. If you receive medical coverage equivalent to medical care benefits (Article 41 of the National Health Insurance Act) by foreign laws, from international insurance, or under the contract with your employer, you may apply for exemption from the subscription.
  5. (Available Services) Eligibility management, such as acquiring or changing entitlement as a self-employed insured or a dependent of an employee insured, insurance contributions payment.
  6. (Targeted Users) Foreigners and overseas Koreans residing in the following areas should contact the corresponding center as below.

Center Name	Jurisdiction Area	Center Information
Seoul Center	Seoul	
Ansan Center	Ansan, Siheung, Gunpo	
Suwon Center	Suwon, Yongin, Hwaseong, Osan, Seongnam	
Incheon Center	Incheon, Bucheon, Gimpo, Gwangmyeong	
Uijeongbu Center	Uijeongbu, Namyangju, Gapyeong, Pocheon, Dongducheon, Yeoncheon, Yangju, Guri, Goyang, Paju	

**Inquiries: National Health Insurance Service**  
**Tel: 1577-1000 or 033-811-2000 (Service hours: 9:00 am to 6:00 pm on weekdays)**

**A Living on Campus**

1. [All exchange students can register to live in the International Student Dormitory](#) because of the length of their stay. It is very difficult to find short term, furnished housing options in South Korea. However, the dormitory is not compulsory. (If students manage to get accommodation off campus, that is also okay)
2. [There is no separate application for Dormitory](#). Just check the box on the exchange program online application form. ([If you don't want to apply for dormitory answer Don't Apply](#))

**STEP 3 Program Choices**

Admission for Apply	2024 Spring Inbound Exchange Student Program - Student Application		
Application Type 1*	<input checked="" type="radio"/> Exchange Student	<input type="radio"/> Visiting Student	
Studying Period*	<input checked="" type="radio"/> 1 semester	<input type="radio"/> 2 Semesters (One Academic Year)	
Semester Extending Student*	<input checked="" type="radio"/> Newly admitted student	<input type="radio"/> Extended semester student	
Tracks*	<input checked="" type="radio"/> Korean	<input type="radio"/> English	<input type="radio"/> Korean Language Track
Applying Major*	Chemistry		
Dormitory application*	<input checked="" type="radio"/> Apply	<input type="radio"/> Don't Apply	

3. In the International Student Dormitory (on the 13th and 14th floor of the Gwanggaeto Building), students share a kitchen and a laundry room located on the same floor as their assigned rooms. Every student gets a bed, a desk, a dresser and some closet space. Items you will need to bring are bedlinens, pillow, bedspread, towels, clothes hangers, and seasonal clothings.



4. All university accommodation facilities are drugs, alcohol and smoke free. (If you are caught with any of the stated items, your will be suspended.)

5. Campus facilities:

- 5-1. The Global Lounge
- 5-2. Convenience Store and Coffee Shop
- 5-3. University Library
- 5-4. Gunja Building Bookstore
- 5-5. Student Union Building
- 5-6. Athletics Field

6. Campus map (Click LINK for detailed map)



※ LINK : <https://en.sejong.ac.kr/eng/about-sejong/CampusMap.do>

※ No.28 : dormitory office / No.5 : Gwanggaeto

**B Dormitory**

1. Dormitory Types and Fees

Room Type	Monthly Rates	Semester Rates (4 Months)	Maintenance Fee	Total Amount
3 Bedroom	261,800 KRW	1,047,200 KRW	200,000 KRW	1,247,200 KRW
4 Bedroom	217,800 KRW	871,200 KRW	200,000 KRW	1,071,200 KRW

Curfew : 24:00 – 05:00(access is restricted.)

Microwave ovens are available in a small kitchenette.

Washing machines are available for a fee of 1,000 won (approx 1 US dollar) per load.

Please be advised that due to the dormitory operation policy, dormitory fees will not be adjusted according to you actual length of stay. (You will be requested to pay the same amount even if you check in late after the semester begins).

3. Campus Dormitory for exchange students (No.5 : Gwamggaeto)

<https://en.sejong.ac.kr/eng/academics/Dormitory.do#con04>



Desk, chair and locker



Bunk bed



Bathroom



Laundry Room



Kitchenette



Meeting Room

## C International Student Association/Global Buddy Program

1. **The International Students Association (ISA)** was established in 2014 to represent and support all international students at Sejong University. It serves as the sole official student association dedicated to advocating for the interests of international students. The goals of ISA include enhancing the overall experience of international students at Sejong University, protecting their rights, facilitating communication with the university administration, and providing useful information related to academic and daily life. Each year, ISA organizes various events such as sports competitions for international students, cultural trips within Korea, movie nights, and cultural nights.

Instagram: [https://www.instagram.com/sejong\\_isa?igsh=Y2J0c3BtN3I1cGd4](https://www.instagram.com/sejong_isa?igsh=Y2J0c3BtN3I1cGd4)

2. **Global Buddy** is a volunteer organization at Sejong University that fosters friendships and helps international students adapt to unfamiliar Korean life through various forms of communication. Through its "Buddy Matching" program, Global Buddy aims to enhance camaraderie between Korean and international students. The programs organized by Global Buddy have received enthusiastic responses from both Korean and international students. Successful events hosted by Global Buddy include the International Welcoming Party, Membership Training (M.T.), and sports competitions, where diverse buddy members can meet. These events have strengthened solidarity among Korean and international students and left unforgettable memories. If you want to enjoy Korean life with wonderful friends, look no further than Global Buddy.

Instagram: <https://www.instagram.com/sejongglobalbuddy?igsh=Njd6Yjlwa3pqMmpj>

## D Student Club Activities

Discover a place where university life goes beyond classrooms, satisfying your interests and enriching your life through hobbies and friendships. Central clubs, the vibrant heart of university culture where you can learn new things and meet new people. Sejong University has over 40 diverse clubs ranging from academic, sports, volunteer, cultural, to religious subgroups. These clubs provide opportunities to fully enjoy the romance and excitement of university life.

Student Union Building: Room 408

Webpage: [http://www.sejong.ac.kr/unilife/club.html?menu\\_id=4.2](http://www.sejong.ac.kr/unilife/club.html?menu_id=4.2)

F School Festival



▲2024 Spring Festival Guest: Psy

▲2024 Spring Festival Guest: Psy



▲2024 Spring Festival Guest: New Jeans


▲2023 Spring Festival Guest: IVE



출처: 세종대학교 홍보실 및 세종대학교 총학생회 유튜브



Sejong University Campus Tour part 2



지하에는 24시간 운영되는 독서실이 있기 때문에

<https://www.youtube.com/watch?v=Hbc9Gq9NWEU>

Restaurants around campus recommended by our local students



광진구에 위치한 세종대

<https://www.youtube.com/watch?v=Kf8sWNhVaG4>



## 07 FAQ

## 01 When will I receive my transcript

At the end of the semester, we will send a scanned copy and original copy to your school administrator.

If you personally wish to receive it sooner, you can print it out on the B1 floor of the Student Union Building.

## 02 How do I get signatures on various documents?

(learning agreement, arrival form, confirmation of stay, etc.)

You can send an e-mail to [exchange@sejong.ac.kr](mailto:exchange@sejong.ac.kr) or come to the office (Room 209A, Student Union Building).

## 03 When do I apply for dormitory?

If you have done it at the time of application, you do not need to apply additionally.

Foreigner Dormitory Manager **Email** : [sjdorm@sejong.ac.kr](mailto:sjdorm@sejong.ac.kr)

**Address** : Gwangaeto-gwan, Sejong University, 209, Neungdong-ro, Gwangjin-gu, Seoul, Republic of Korea, 05006 / 02-3408-8220

<https://en.sejong.ac.kr/eng/academics/Dormitory.do#con04>

## 04 When do I pay the dormitory fee?

You pay after arriving at Sejong University.

## 05 I want to get a syllabus

You can get it at <https://sjpt.sejong.ac.kr/app/ext/SueOpenTimeQEng.jsp>

## 06 When do I apply for courses / When is the course list coming out?

When the course list comes out one month before the start of the semester, you can register for the course by e-mail. We will notify you by e-mail.

## 07 Is a bank statement necessary when applying for a visa?

It is absolutely necessary. This is inevitable as it is a guideline under the Immigration Control Act that is applied to all international students.

## 08 I think my entry will be delayed for personal reasons. Can I be late? /

Can I listen online for the first few days?

Sejong University exchange students must enter Korea on the specified date due to the face-to-face course principle.

Under your own responsibility, we will not cancel the program for being late few days, but we will not accept late entry for more than a week.

**09** I want to take a class in Korean

If you really want to, you can apply directly during the course registration period, but it is not recommended as you will be taking the courses with native Korean speakers.  
(Applicable for students with TOPIK level 4 or higher)

**10** I couldn't apply for the course / I want to change

You can do it yourself during the course changing period.

**11** Are the classes online?

Check the syllabus or if it is unclear, you can check it on the blackboard() in the first week of class. Blackboard : <https://blackboard.sejong.ac.kr/>

**12** How many credits can I take?

Minimum 6 credits ~ Maximum 18 credits

**13** Attendance was not checked

1. In case of offline lectures – You must check attendance yourself, and if there is a problem, ask the professor
2. In case of blackboard lecture – if there is an error of inputting your attendance after attending the lecture – Contact [ctl@sejong.ac.kr](mailto:ctl@sejong.ac.kr)
3. If it is a different type of lecture (eg Webex online seminar) and there is an error in the input of your attendance – Contact the professor of your course

**14** Did your application go well?

We do not individually send an email stating that the application has been completed after submission. If you receive a pop-up message stating that you have successfully completed your application, we would have successfully received it.

**15** I was an exchange student in the past, and I want to receive a transcript / I didn't get it. / Please send me again.

For additional transcripts, contact the academic department ([reg@sejong.ac.kr](mailto:reg@sejong.ac.kr))

**16** The course I applied for was not applied.



There are limited slots available for course registration. You can try to get an available spot during the add/drop period (final course registration period), you might get the available seat. Please try then.

**17** How do I get a self-quarantine exemption?

You can enter quarantine information in advance on the Q-code site.

Link : <https://cov19ent.kdca.go.kr/cpassportal/biz/befatstmnt/main.do?lang=en>

08 PHOTOS



# Thank You

Although the exchange program is only for a short period of time, we hope you make pleasant memories here at Sejong University.

---

This document is a guide for Sejong University inbound exchange students and cannot be modified or deleted arbitrarily.

If you wish to modify or add content, please contact us at the email below.

E-mail : [exchange@sejong.ac.kr](mailto:exchange@sejong.ac.kr)

---